

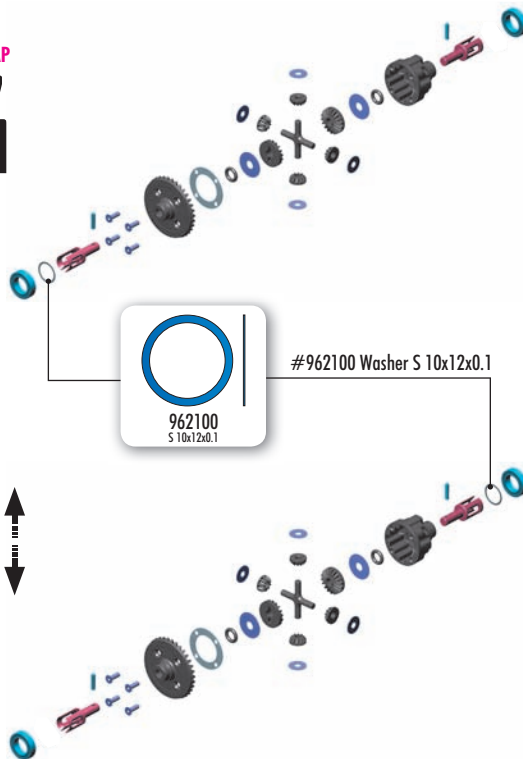
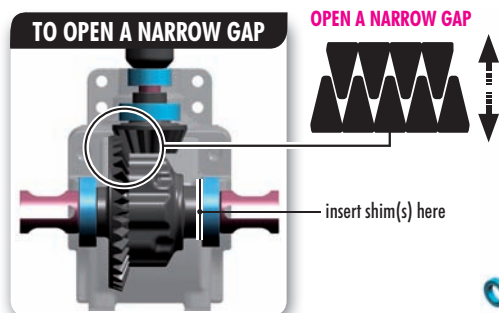
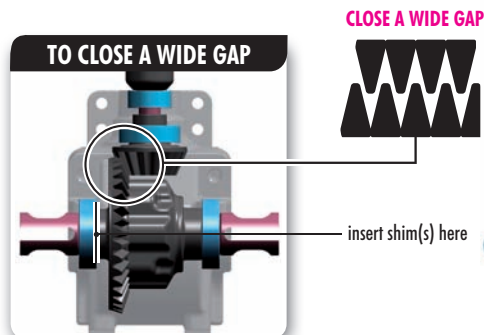
XRAY XB4 TECH TIP

TIP FRONT & REAR DIFF GEAR MESH ADJUSTMENT


We suggest that you first check gear mesh as below. If there is too much or too little diff side play, this may create non-optimal gear mesh between the diff gear and the pinion drive gear. This is easily resolved by inserting 1 or 2 of the included thin shims behind a diff outdrive ball-bearing, depending on how much play there is.

THE LOCATION OF THE SHIM(S) DEPENDS ON WHETHER YOU ARE TRYING TO CLOSE OR OPEN THE GAP:

INCLUDED SHIM



To CLOSE a wide gap:
add 1 or 2 shims against diff spur gear



To OPEN a narrow gap:
add 1 or 2 shims on the other side of the diff, away from spur gear