

## TECH TIP

## DRIVE SHAFTS

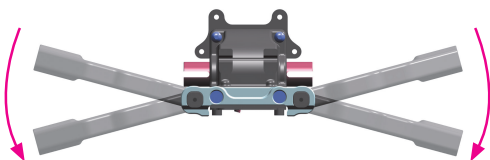
During a crash when the front arms are in middle and outer positions, it may happen that the drive shafts pop out from the diff outdrives. To eliminate this situation the optional longer diff outdrives #355061 can be used. A quick solution is to decrease the downtravel and in extreme situations to place the front lower arms into the inner positions.

1

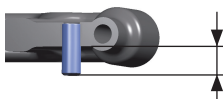


#355061 Front Diff Outdrive Adapter - Long (2)

2

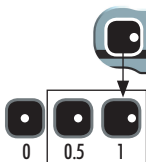
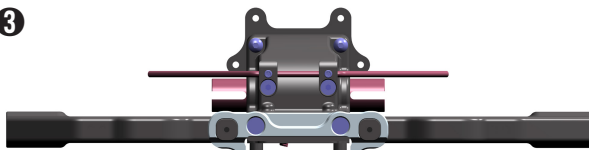


DOWNSTOP SETTING

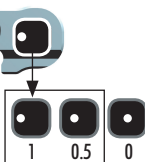


Limit the downtravel by adjusting the downstops.

3



User inner position on the eccentric suspension bushings.



If you have any questions, please do not hesitate to contact XRAY at [info@teamxray.com](mailto:info@teamxray.com) or visit our website at [www.teamxray.com](http://www.teamxray.com) for news and updates.