



XRAY XB3TQ

SUPPLEMENTARY INSTRUCTIONS


To achieve more downtravel of the front suspension, please follow this handy tip to easily modify the chassis.



This is standard out of the box chassis. The highlighted area shows where the chassis needs to be slightly filed.



Using a file, slightly file the highlighted area under an angle on both left & right sides from the top of the chassis.



The edges of your finished chassis should look like in the shown picture.

Safety Precautions:

- Practice using the file first before making this modification.
- Wear safety glasses and gloves.
- Perform this modification in a safe area away from small children.

If you have any questions please contact us at info@teamxray.com or visit our website at www.teamxray.com for news and updates.