



The T3 EU Rubber-Spec edition has 4 kinds of Multi-Flex™ settings: soft, soft-medium, medium, and stiff. The amount of stiffness used depends on the track surface.

EU Car on Carpet

If you drive on carpet, we do not recommend using the soft Multi-Flex™ setting, while on the other end of spectrum if you drive on asphalt, we do not recommend using the stiff Multi-Flex™ setting. The reason why a soft setting should not be used on carpet is that although it may be a low-traction track, the carpet can overheat the front tires and make car very difficult to drive. As such, we recommend using soft-medium or medium Multi-Flex™ setting if you drive on a low-traction carpet track. When on carpet, it is very important to use all four screws in the front part of the top deck. Although you may feel that car is more reactive using only 2 screws there, as was already mentioned above, it may lead to tire overheating. We recommend using the front central alu stand on carpet because it makes the car more stable and easier to drive. On very technical tracks with low traction, you may remove the alu central stand to get more steering, but be careful when the traction increases... you may have to use the alu central stand again. If you decide to attend large race events with many participants, you can expect super-high traction. In these conditions, we recommend using not only the front stand but also the front optional chassis brace which makes the car easier to drive. However, the optional front brace decreases front traction and steering. The stiff setting can be used on super-high traction tracks when you want to increase the "aggression" of the car.

EU Car on Asphalt

When running the EU car on asphalt, completely different settings are used compared to carpet. Typically, asphalt has low-medium traction so the soft, soft-medium and medium settings are generally recommended. Asphalt usually does not overheat the front tires as much as carpet does, however tire overheating on asphalt may occur when the track is super-hot and when soft inserts and/or soft tire compound are used. Normally you can use the soft setting for low-traction tracks.

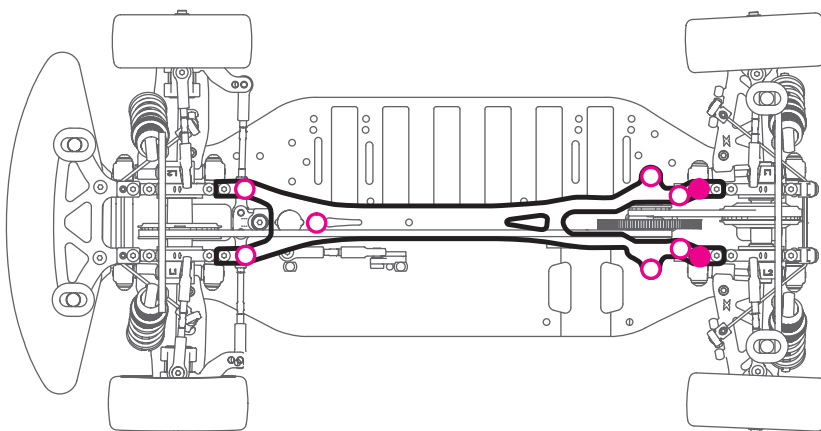

EU Car Summary:

- Stiff setting: Very-high traction carpet track
- Medium setting: Technical medium traction carpet or asphalt track
- Soft-Medium setting: Technical, low-medium traction carpet or asphalt track
- Soft setting: Technical or low-traction asphalt track

EU RUBBER-SPEC FLEX SETTING

SOFT SETTING

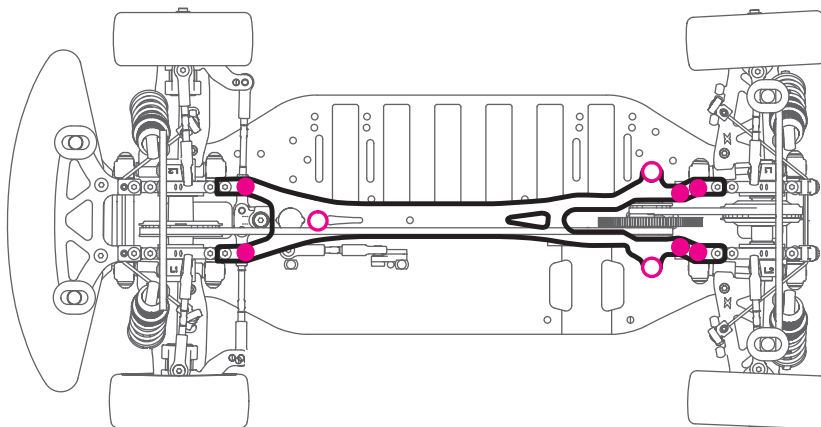

- screw not used
- screw used



EU RUBBER-SPEC FLEX SETTING

SOFT-MEDIUM SETTING

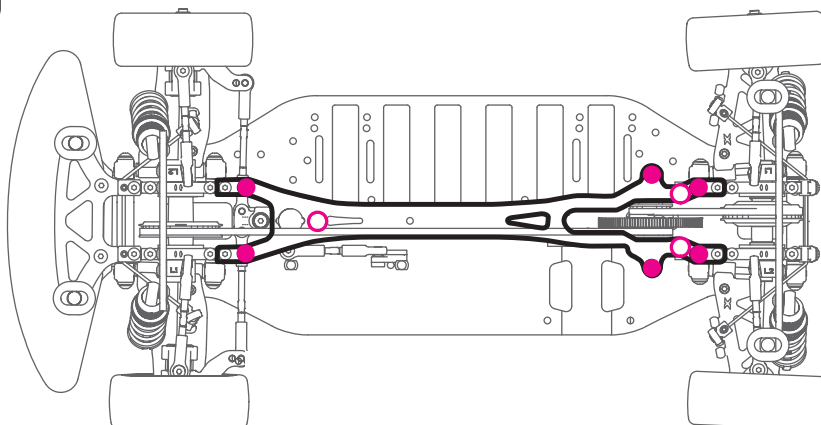

- screw not used
- screw used



EU RUBBER-SPEC FLEX SETTING

MEDIUM SETTING

- screw not used
- screw used



EU RUBBER-SPEC FLEX SETTING

STIFF SETTING

- screw not used
- screw used

