



XRAY BOBE


#358790 SHIM FOR ELECTRIC MOTOR



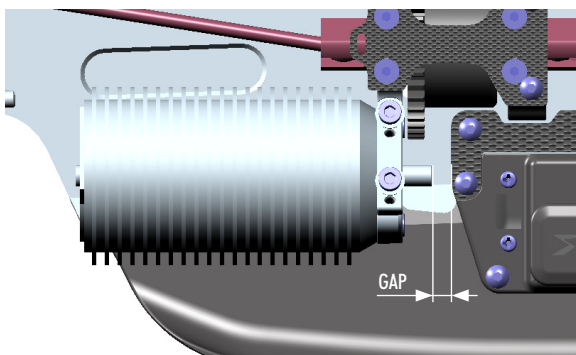
SHAFT SHORTER THAN 18MM = NO SHIM



SHAFT LONGER THAN 18MM = USE SHIM



If shaft extends motor by more than 18mm, use the shim so the shaft does not touch the receiver box.



Always make sure that there is at least minimum play between motor shaft and receiver holder.