

1. FRONT & REAR DIFFERENTIAL

PAGE 7

STEP 2

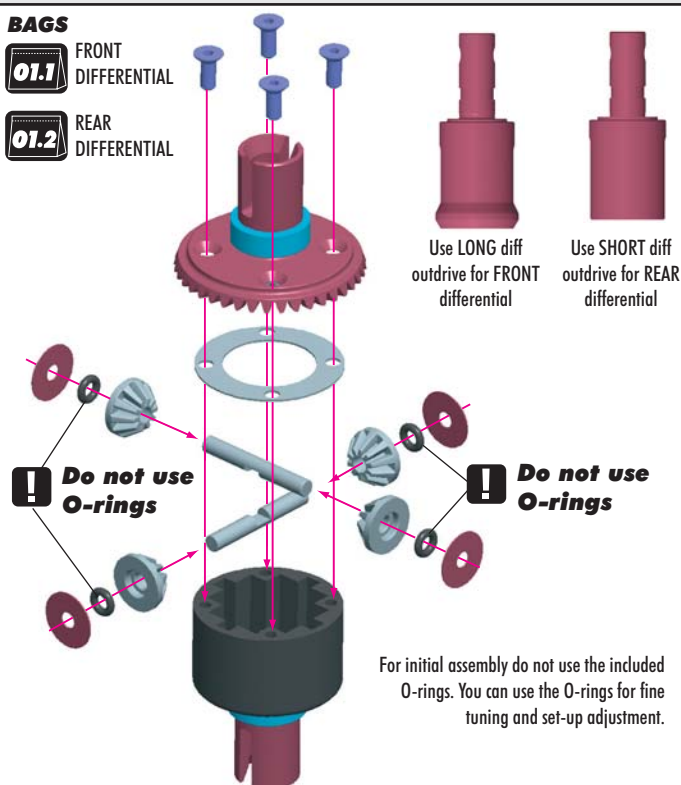
BAGS

01.1

FRONT
DIFFERENTIAL

01.2

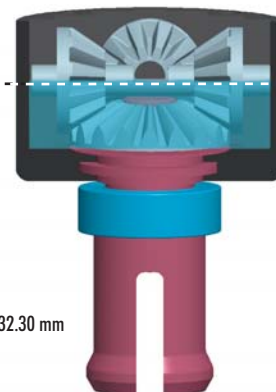
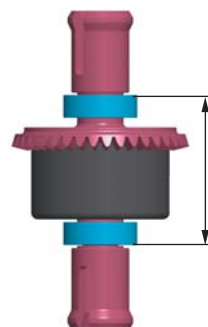
REAR
DIFFERENTIAL



VERY IMPORTANT!

Use these silicone oils included in the kit for initial settings:
Front diff: "7000"
Rear diff: "1000"

Fill differentials by **50%** only, so that oil is up to the middle of the pin.



After assembly the differentials should have a length of 32.15~32.30 mm measured from the ends of the installed ball-bearings. If differentials are longer, retighten the 4 screws holding the crown gears.

CENTER DIFFERENTIAL

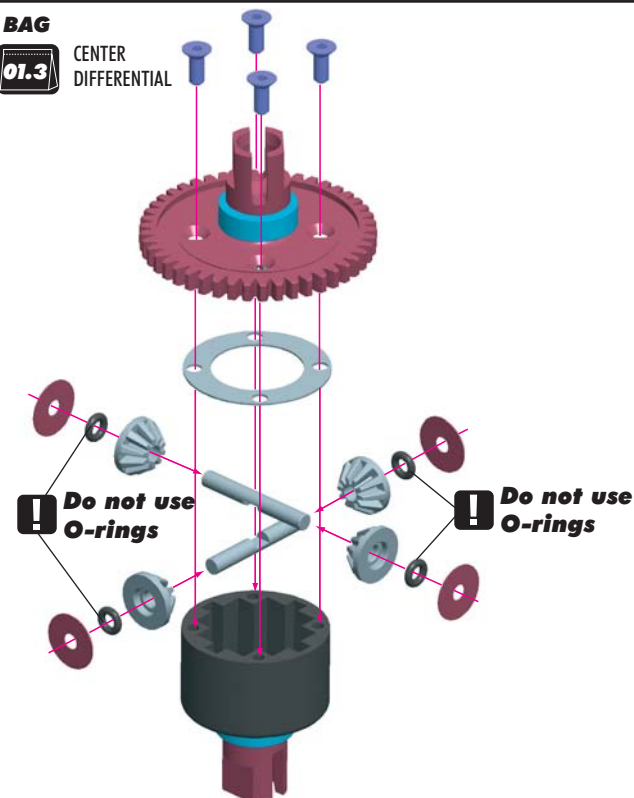
PAGE 9

STEP 2

BAG

01.3

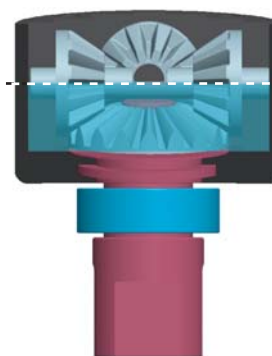
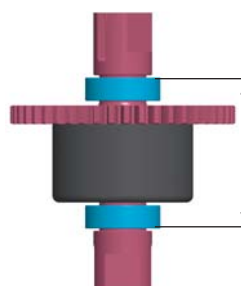
CENTER
DIFFERENTIAL



VERY IMPORTANT!

Use the following silicone oil included in the kit for initial setting:
Center diff: "7000"

Fill differential by **50%** only, so that oil is up to the middle of the pin.



After assembly the differential should have a length of 32.15~32.30 mm measured from the ends of the installed ball-bearings. If differential is longer, retighten the 4 screws holding the spur gear.



TIP

USE THESE DIFFERENTIAL OIL COMBINATIONS FOR FOLLOWING RACING CONDITIONS:

| | FRONT DIFFERENTIAL | CENTER DIFFERENTIAL | REAR DIFFERENTIAL |
|--|--------------------|---------------------|-------------------|
| BASIC SET-UP FOR EASY HANDLING AND LOW TRACTION TRACKS | "7000" | "7000" | "1000" |
| FOR LOW TRACTION TRACKS AND EURO STYLE TRACKS | "3000" | "5000" ~ "7000" | "1000" |
| FOR MEDIUM~HIGH TRACTION TRACKS AND U.S. STYLE TRACKS | "3000" ~ "5000" | "5000" ~ "7000" | "3000" ~ "5000" |