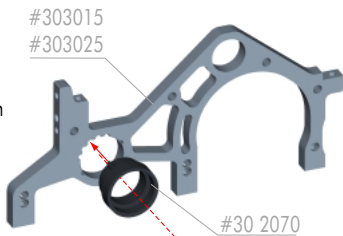


#30 2000 ALU SUSPENSION ADJUSTABLE BULKHEADS

REAR BULKHEADS

1. Disassemble the car and remove the original bulkheads.
2. Replace the original bulkheads with the new adjustable bulkheads.
3. Reassemble the car.
4. Check the tensions of the front and rear belts.



BAG

#30 2000

30 3015

30 3025

30 2071

ALU SUSPENSION ADJUSTABLE BULKHEADS REAR RIGHT

ALU SUSPENSION ADJUSTABLE BULKHEADS REAR LEFT

NYLON ECCENTRIC HUBS

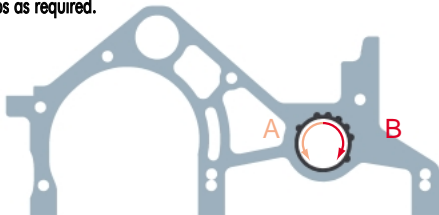
Adjust the eccentric hubs as required.

Rear belt is too tight

Rotate rear nylon hubs
in arrow direction (A)

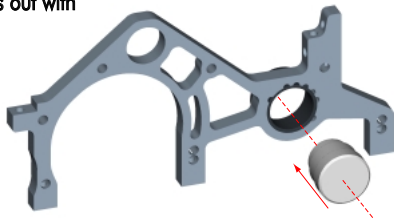
Rear belt is too loose

Rotate rear nylon hubs
in arrow direction (B)



IMPORTANT! Make sure the hubs on both sides are adjusted to the same position.

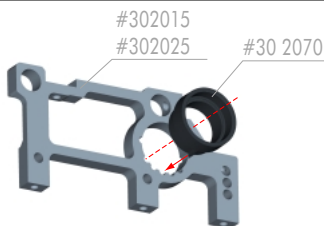
**To remove hub, press out with
tool as shown.**



#30 2000 ALU SUSPENSION ADJUSTABLE BULKHEADS

FRONT BULKHEADS

1. Disassemble the car and remove the original bulkheads.
2. Replace the original bulkheads with the new adjustable bulkheads.
3. Reassemble the car.
4. Check the tensions of the front and rear belts.



BAG
#30 2000

30 2015
30 2025
30 2071

ALU SUSPENSION ADJUSTABLE BULKHEADS FRONT RIGHT
ALU SUSPENSION ADJUSTABLE BULKHEADS FRONT LEFT
NYLON ECCENTRIC HUBS

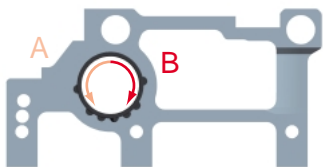
Adjust the eccentric hubs as required.

Front belt is too tight

Rotate front nylon hubs in
arrow direction **(A)**

Front belt is too loose

Rotate front nylon hubs in
arrow direction **(B)**



IMPORTANT! Make sure the hubs on both sides are adjusted to the same position.

**To remove hub, press out with
tool as shown.**

