



INSTRUCTION MANUAL SUPPLEMENTARY SHEET


Use this NT1 2011 Supplementary Instruction Sheet along with the standard NT1 Instruction Manual included in the kit. Note that there is a separate instruction manual for the building aluminum shock absorbers.

New and Improved Parts

All of these parts are new or updated from the previous versions. Each part features its corresponding part number which can be used to for re-ordering. You can also refer to the complete exploded views.

Please note that this kit does not include a turnbuckle tool. We recommend that you purchase the #181030 HUDY Turnbuckle Tool 3mm.

NT1 2011 SPEC



#331102
CHASSIS 3MM WITH WEIGHT INTEGRATION - CNC MACHINED - SWISS 7075 T6




#331190
GRAPHITE CHASSIS INSERT FRONT



#331191
GRAPHITE CHASSIS INSERT REAR



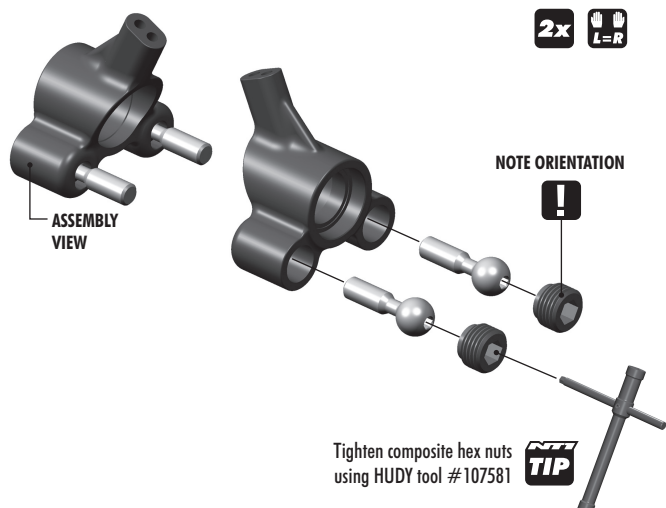
#331280
COMPOSITE CHASSIS WEIGHT HOLDER (6)



#337253
COMPOSITE ADJUSTING NUT M10x1 (4)

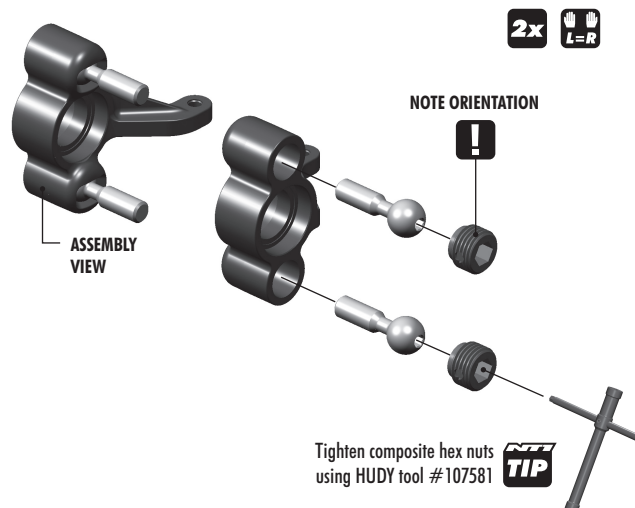
2. REAR SUSPENSION

page 13 / step 3

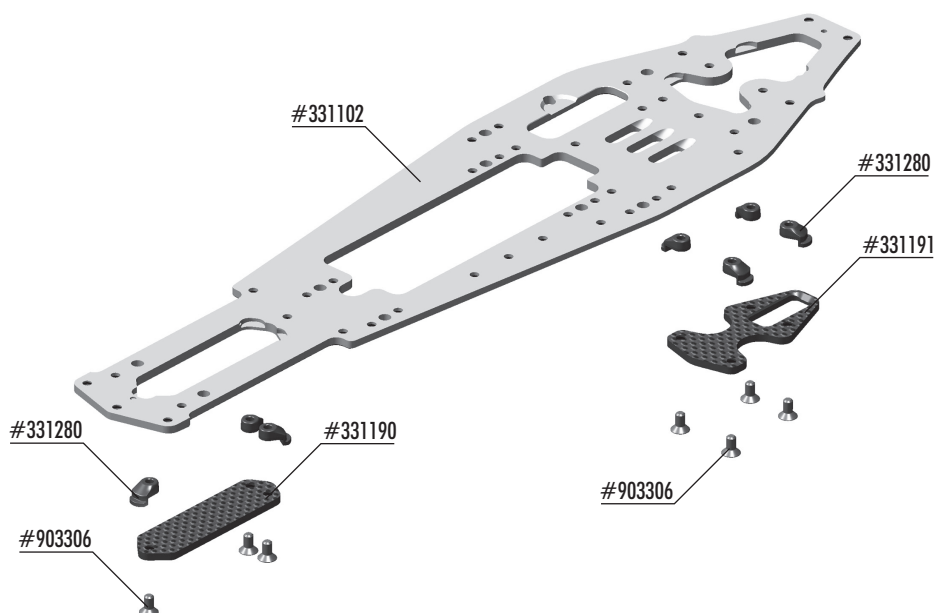


4. FRONT SUSPENSION

page 19 / step 1



FINAL ASSEMBLY



#331102 CHASSIS 3MM WITH WEIGHT INTEGRATION - CNC MACHINED - SWISS 7075 T6
 #331180 BRASS CHASSIS WEIGHT FRONT (OPTION)
 #331181 BRASS CHASSIS WEIGHT REAR (OPTION)
 #331190 GRAPHITE CHASSIS INSERT FRONT

#331191 GRAPHITE CHASSIS INSERT REAR
 #331280 COMPOSITE CHASSIS WEIGHT HOLDER (6)
 #903306 HEX SCREW SFH M3x6 (10)

Holder placement details

