

SET-UP SHEET

XRAY X10'16

RACE	Basic CARPET Set-Up
TRACK	

NAME	
CITY / COUNTRY	
CONTACT	
DATE	

TEMPERATURE AIR		TEMPERATURE TRACK	
-----------------	--	-------------------	--

QUAL POSITION	FINAL POSITION	BEST LAPTIME	RACE LENGTH
		/sec	/min

TRACK	
TRACK SURFACE	<input checked="" type="checkbox"/> CARPET <input type="checkbox"/> ASPHALT
TRACK LAYOUT	<input type="checkbox"/> TECHNICAL <input checked="" type="checkbox"/> MIXED <input type="checkbox"/> FAST
TRACTION	<input type="checkbox"/> LOW <input checked="" type="checkbox"/> MEDIUM <input type="checkbox"/> HIGH

CENTER SHOCK ABSORBER			
SPRING	Gold	OIL /cSt	700
		REBOUND%	50%

SIDE LINKAGES OIL	10000 /cSt
-------------------	------------

FRONT	TIRES	REAR
	TIRES TYPE	
56	DIAMETER /mm	58
	ADDITIVE	
	ADDITIVE TIMING	

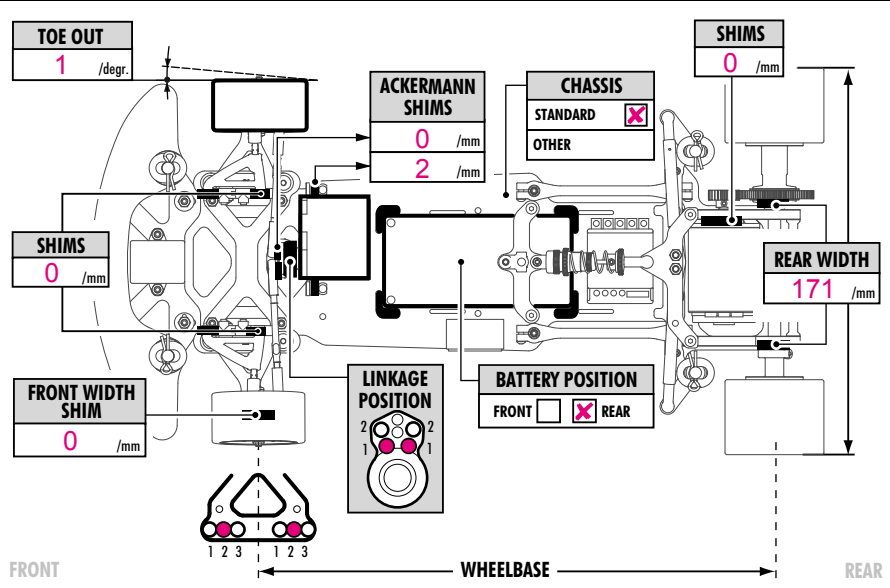
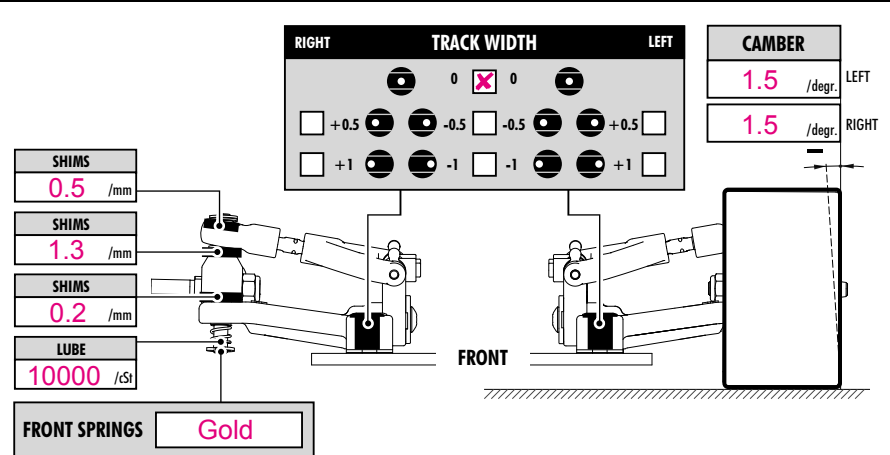

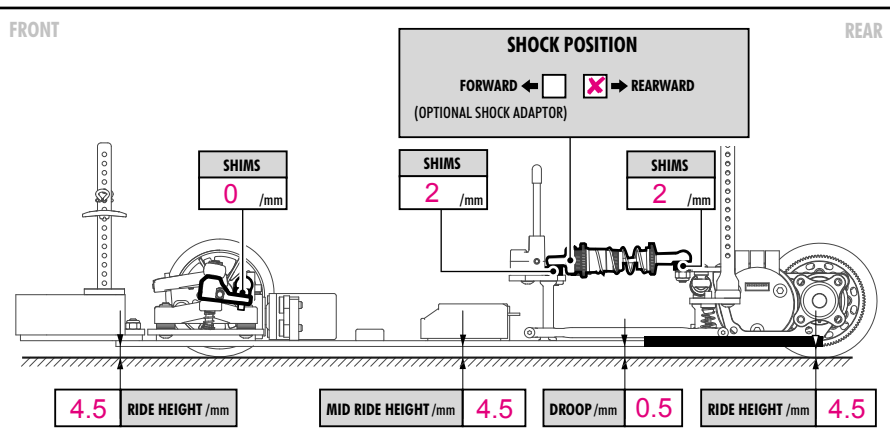
FRONT LEFT	FRONT RIGHT	REAR LEFT	REAR RIGHT
ADDITIVE TREATED AREA			

TRANSMISSION	
DIFF SETTING	
<input type="checkbox"/> LOOSE	<input checked="" type="checkbox"/> MEDIUM
<input type="checkbox"/> TIGHT	

GEARING	
PINION / T	SPUR GEAR/T
	96
FINAL DRIVE RATIO	ROLLOUT

ELECTRONICS	
MOTOR	
SPEEDO	
BATTERIES	

BODY	
TYPE	



COMMENTS

Ride height is directly affected by tire diameter. This basic set-up is intended for medium tire sizes. When smaller or larger diameter tires are used, the ride height must be changed as appropriate.